



# Glass Writing Boards











## Glass writing boards

Minimalist and modern dry-wipe writing board for the contemporary classroom or meeting room. With concealed fixings the glass writing boards seem to float just off the wall. Manufactured from 6.0mm toughened safety glass that also features highly polished rounded edges and corners. The surface and structure of the board carries a life time guarantee. The glass board comes supplied with concealed 'split batten' fixings that enable either a landscape or portrait use. The weight spread function of the split battens allow the glass boards to be installed on any wall structure (including plasterboard). For use with any dry-wipe pens and erasers.

## Specifications

- Magnetic or non-magnetic option
- Available in a range of colours
- Polished rounded edges corners
- Concealed fixings are included (both horizontal and vertical)
- A silver RAL 9018 pen shelf is available as an accessory
- TK-Team Glass Dry-wipe boards carry a 25 year guarantee
- Special sizes are available on request
- Conforms to EN 12150-1-1 and 12600

	Green 6019		Pink 3015
	Blue 6027		Black 9005
	Yellow 1018		White 9016
	Orange 1034		Natural

Additional colours are available on request.



Optional Pen holder



# Glass Writing Boards











### Magnetic / Non-magnetic

The TK-Team Glass writing surface is the latest development in dry-wipe boards. Available in a wide range of colours with or without magnetic properties.

### Glass Work Wall

A minimalist and modern dry-wipe writing mobile surface for the contemporary classroom, meeting room or office. Manufactured from 6.0mm toughened safety glass, available in a range of colours. The surface of the glass carries a life time guarantee. The glass writing surface comes in non-magnetic and magnetic options. For use with any dry-wipe pens and erasers. Special colours are available on request.

### Glass Writing Surface Colour Range

	Green 6019		Pink 3015		Yellow 1018
	Blue 6027		Black 9005		White 9016
	Orange 1034		Natural		

Additional colours are available on request.



Glass Work Wall



# Work Walls



**A mobile wall, stylish, practical, effective.**



*Beech Trim -  
Magnetic White Board*



*Silver Trim -  
Acoustic Control panel*



*Silver Trim -  
Glass Writing Surface*

### Standard Work Wall

In an open plan office or meeting room with glazed partitions the need of a writing board, flipchart or projection screen always persists. Merge these needs with a mobile partition and you have a Work Wall.

Work Walls combine the market leading magnetic dry-wipe writing surface P3\*, with an option of an additional writing surface, projection screen or notice board for the reverse side. The integrated flipchart pad holder allows easy use of paper pads.

Work Walls are easy to assemble, lightweight, and robust. Work Walls are ideal for brainstorming, training, and health and safety briefings.

Work Walls are made in two widths 1200mm or 2400mm at a door height friendly 1900mm high. The flexibility of Work Walls create the use of a mobile dry-wipe, magnetic writing surface, flipchart and projection screen anywhere you choose.



*Standard Double Work Wall*

### Custom coloured Work Wall

I-Labs™ use custom coloured Work Walls in their innovation laboratories to stimulate more creative thinking.





**Acoustic Work Wall**

Suitable for any room where reverberation and echo issues create an unpleasant or impractical noise level. The TK-Team acoustic control panels absorb noise and achieve excellent acoustic properties. The panels are manufactured using the latest sound absorbing high density glass wool. The pinable surface comes in a range of non-combustable fabrics in colour co-ordinated frames.

**Acoustic Colour Range**

	White		Violet
	Black		Brown
	Light Beige		Blue
	Orange		Turquoise
	Cerise		Red











*Acoustic Double Work Wall*



*Glass Single Work Wall*

**Work Wall Glass**

A minimalist and modern dry-wipe writing mobile surface for the contemporary classroom, meeting room or office. Manufactured from 6.0mm toughened safety glass, available in a range of colours. The surface of the glass carries a life time guarantee. The glass writing surface comes in non-magnetic and magnetic options. For use with any dry-wipe pens and erasers. Special colours are available on request.

	Green 6019		Pink 3015		Yellow 1018
	Blue 6027		Black 9005		White 9016
	Orange 1034		Natural		

Additional colours are available on request.